

QUARTERLY PHYSICAL REPORT OF OPERATIONS /PHYSICAL PLAN

For the Quarter ending MARCH 31, 2015


Department : State Universities and Colleges
Agency: KALINGA-APAYAO STATE COLLEGE

Operating Unit:

Organizational Code (UACS): 08-19


<input checked="" type="checkbox"/>	Current Year Appropriations
<input type="checkbox"/>	Supplemental Appropriations
<input type="checkbox"/>	Continuing Appropriations

PARTICULARS	UACS CODE	Physical Targets					Physical Accomplishments					Variance 3/31/2015	REMARKS
		IST	2nd	3rd	4th	TOTAL	IST	2nd	3rd	4th	TOTAL		
		Quarter	Quarter	Quarter	Quarter		Quarter	Quarter	Quarter	Quarter			
<u>1. MFO 1 HIGHER EDUCATION SERVICES</u>													
1.1 Total Number of Graduates in Mandated and Priority Programs		0	882	0	0	882	0				0	0	
1.2. Average Licensure Passing Rate		0	35%	35%	35%	35.00%	0%				0%	0%	
1.3. Percentage of Programs Accredited at Level 3 or better (Cumulative)		0	0	0	41.66%	41.66%	0%				0%	0%	
a. Baccalaureate Degree - (6 of 20)													
b. Master's Degree - (1 of 5)													
c. Doctorate Degree - (1 of 2)													
1.4. Average Licensure Rate Score of SUC graduates / Average Licensure of all Universities		0	0%	38%	38%	38%	0%				0%	0%	
a. Agriculture, Forestry, Fisheries													
b. Education Science and Teacher Training													
c. Engineering, Technology and IT													
d. Medical and Allied													
e. Other Fields													
1.5.No of enrolment application acted upon within one month upon submission		0	100%	0	100%	100%	0%				0%	0%	
<u>2. MFO 2 RESEARCH SERVICES</u>													
2.1. No of Research Studies Completed		10	15	8	10	43	10				10	0	
2.2. % of Research Projects whose Research Output is Published in a Recognized Journals or Adopted by the Industry		25%	25%	25%	25%	20%	25%				25%	0	
		(3/12)	(3/12)	(3/12)	(3/12)	(12/12)	(3/12)				(3/12)		





PARTICULARS	UACS CODE	Physical Targets					Physical Accomplishments					Variance 3/31/2015	REMARKS
		IST Quarter	2nd Quarter	3rd Quarter	4th Quarter	TOTAL	IST Quarter	2nd Quarter	3rd Quarter	4th Quarter	TOTAL		
2.3. % of Research Projects Completed within the original Project Timeframe		90%	90%	90%	100%	90%	100%				100%	0	
<u>3. MFO 3 - EXTENSION SERVICES</u>													
3.1. Number of Training Days Provided		12	13	12	13	50	15				15	3	
3.2. Number of Technical Advisories Undertaken		5	5	5	5	20	6				6	1	
3.3. Number of People Trained		610	620	610	610	2450	612				612	2	
3.4. Number of Trainees who rate Training course Aatisfactory or Better		90%	90%	90%	90%	90%	95%				95%	5%	
3.5. Percentage of Request for Training Responded within 3 days of request		100%	100%	100%	100%	100%	100%				100%	0%	

Prepared by:


DANILO T. BUEN, MBA
 Budget Officer

Approved:


JOVITA E. SAGUIBO, Ph D
 SUC President III